

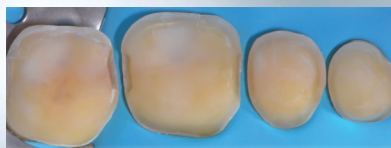
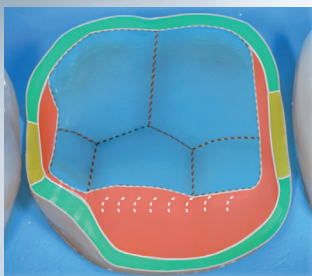


Speaker

Dr. Marco Veneziani

Hands-on Course

ADHESIVE RESTORATIONS DIRECT / **INDIRECT TECHNIQUES** AND **INTEGRATED SURGICAL PROCEDURES**



Verona, via Belgio 12
17 - 18 - 19 April 2025



Course in English

MARCO VENEZIANI

CURRICULUM VITAE

Born in Piacenza, Italy, on November 19th, 1964. Graduated in "Dentistry and Dental Prosthesis at the University of MI 1988 with 110 cum laude. He improved his knowledge in Conservative Dentistry, Prosthetics and Periodontology with the annual courses of Dr. S. Patroni and Dr. PP Cortellini. This was followed by a specialization course in Implant surgery techniques, (Prof. Weinstein) at the University of MI, and the advanced surgery course applied to implantology held by Dr. C. Tinti and M. Simion. Dr. Veneziani then perfected the techniques of mucogingival surgery with the theoretical-practical course of Prof G. Zucchelli.

- Active member of the Accademia Italiana di Conservativa e Restaurativa (AIC) since 1996
- Member of the Membership Acceptance Commission 2001 / 06-2006 / 11- 2019/24 and of the Cultural Commission 2012-2015.
- Active member of the Italian Academy of Esthetic Dentistry (IAED) since 2012 and member of the board of director.
- Active member of the International Academy for Digital Dental Medicine (IADDM) since 2015.
- Visiting Professor at the University of Pavia (Italy), visiting professor at the Master of Restorative Dentistry, University of Torino, Bologna, Milano (Humanitas University).

Speaker on topics of Restorative Dentistry and Periodontology at several courses and congresses at national and international level. Author of conservative and prosthetic dentistry publications in national and international journals. Author of the chapters related to amalgam and composite restorations in the textbook "Restorative Dentistry" Elsevier Ed. 2009. Author of some chapter of the book Esthetic Restorative Dentistry by AIC pub. by Quintessence 2021. Author of the innovative book entitled "Solutions - Adhesive Restoration Techniques and Integrated Surgical Procedures" Edra Ed.

He was awarded the "Premio Case Report Dentista Moderno" 2002 first prize by the journal. Finalist (3rd place) at the international AIOP-APS Excellence in Prosthodontics Award, 2015. Reviewer for the International Journal of Esthetic Dentistry.

He holds several training and specialization courses with hands-on sessions on restorative dentistry with a multidisciplinary approach, at his own educational center (MFV Communication) in Vigolzone and throughout the country and internationally.

Private Practice in Vigolzone (PC, Italy) opened on 01.04.1989 with a multidisciplinary approach to dentistry.



CONTACT DETAILS:

Dr. Marco Veneziani,
Via Roma, 57 - 29020 VIGOLZONE (PC) ITALY
Tel/Fax **+39 (0)523 870362**
Mobile: **+39 3351435187**
e-mail: **veneziani.mar@gmail.com**
and **corsi.marcoveneziani@gmail.com**
IG: **@veneziani.mar**
FB: **Marco Veneziani**
www.studiodentisticoveneziani.com

1st DAY

9,00-19,00 - THEORETICAL PART

DIRECT COMPOSITE TECHNIQUE:

- **Adhesive technique. Etch-and rinse, Self-etch and Universal adhesive systems:** indication and operative sequences
- Update Indications for direct restorations
- Which tools, burs, materials and magnifying glasses are to be used to obtain the best results.
- Restorations with subgingival margins: the one-stage surgical and restorative integrated approach.

INDIRECT COMPOSITE TECHNIQUE:

- Adhesive technique: choice of adhesives, operative sequences, latest innovations
- **Indications and Limits of DIRECT techniques**

COMPOSITE/CERAMIC ADHESIVELY CEMENTED RESTORATIONS:

- Classification (Semi-direct, Indirect Technique)
- Updated Indications and Survival rate
- The BIO -BASE concept: Build-up, IDS, DME: why, how, which materials
- Principles of PREPARATION: the innovative cavity design:
Morphology Driven Preparation Technique

SEMIDIRECT Technique (Intraoral and Extraoral)



1st DAY

9,00-19,00 - THEORETICAL PART

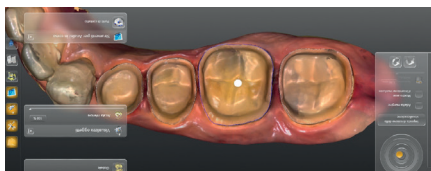
INDIRECT TECHNIQUE (Composite and Ceramic) Operative sequences step-by-step

- The Morphology Driven Preparation Technique
- Traditional Impressions and stone models
- Digital Impression and Digital Workflow
- Dental Lab. phases
- Composite or Ceramic? The reasons for the decision.
- **Conventional** Indirect restorations: Inlay, Onlay, Overlay
- **New conception** Indirect restorations: Additional Overlay, Overlay-Veneer, Long-Wrap Overlay, Adhesive crown

ADHESIVE CEMENTATION Operative Sequences step by step

- Clinical cases with reference to the treatment plan
- Different approach in **Vital and Endodontically treated teeth** (post & core restorations/short-fiber reinforced composite build-up)
- Full-HD VIDEO about layered composite Overlays: step by step procedures

4



2nd DAY

9,00-19,00 - THEORETICAL PART

DEEP CERVICAL MARGIN (restorations with subgingival cervical margins)

Published classification and differentiated treatment approach:

- Grade 1: Coronal relocation of the margin (DME)
- Grade 2: Surgical exposition of the margin
 - Internal surgical bevel
 - External bevel with diode laser
- Grade 3 a,b,c: Surgical lengthening of the clinical crown with
 - a - immediate
 - b - early
 - c - delayed impression

FULL MOUTH ADHESIVE REHABILITATION (only an example):

Digital Smile Design, Wax-up, Full mouth adhesive Mock-up, increase of VDO, prep driven by mock-up, adhesive cementation.

Full-HD VIDEO about 2 subgingival ceramic Overlays: surgical and restorative procedures.

Full-HD VIDEO about surgical crown lengthening with intrasurgical build-up for a composite Onlay until cementation: step by step procedures.



3th DAY


9,00-17,00 - PRACTICAL PART

HANDS-ON SESSION

Step by step execution of the restorations by the participants on resin teeth and then inspection by the referee, who might make some improvements.

INDIRECT ADHESIVE RESTORATION (Onlay, Overlay):

- Opening of a wide cavity (with the help of the speaker) in order to simulate a clinical situation
- Assessment of the remaining thickness and reduction of not properly supported cusps
- Adhesive Composite Build-up
- Preparation and finishing of the cavity, according to new MDPT



Info

LOCATION



**New Training Center
Komet Academy Italia**
Via Belgio 12 - Verona - Italy

**Grand Opening
January 2025**

THE REGISTRATION FEE

20 available places

Including:

- 6 coffee breaks
- 3 lunches
- 1 social dinner
(Friday evening)

€ 2.200,00

TO SIGN UP:

Complete the form below (last page of the brochure) and send it back to corsi.marcoveneziani@gmail.com

TERMS OF PAYMENT:

Bank Transfer to
MFV Communication di Veneziani Marco & C. sas

Banca di Piacenza
IBAN: IT03E0515665500CC0180009017
BIC SWIFT : BCPCIT2P

Reason of the payment: first and last names course VR

Hands-on Course

ADHESIVE RESTORATIONS
DIRECT (indications) and **INDIRECT TECHNIQUES**
and **INTEGRATED SURGICAL PROCEDURES**

Speaker

Dr. Marco Veneziani

If you need further **information**,
please send an email to

corsi.marcoveneziani@gmail.com

or text to the wapp number (Fulvia)

+39 3389647168 so that we can help you, thanks.

www.studiodentisticoveneziani.it

Registration form

Participant's name:

Heading for the invoice:

Address:

.....
(number, Street, cod. City, Country)

VAT identification number:

Phone number:

Email address:

New Training Center Komet Acedemy Italia

Via Belgio, 12 | 37135 Verona (VR)

T 045 11171911 | www.komet.it | corsi@komet.it

